

Puerto Rico Health Centers' Response to COVID-19



Results as of June 19, 2020

The Health Resources and Services Administration (HRSA) is surveying health centers weekly to track their COVID-19 response and their patient and staff impacts. **82% (18)** of Puerto Rico health centers responded during this week. Their results present a snapshot of an unprecedented and evolving situation.

Health Centers are Rapidly Adapting to Meet Testing Needs in Their Communities



94%

have walk-up or drive-up testing capacity (PCR, antigen)

82%

have the ability to test



This week:

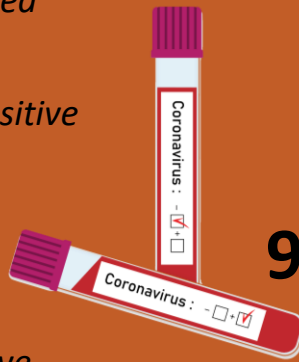
For Virus Detection

1,605 Patients have been tested

28 Patients have tested positive

99.88% of patients tested were racial and/or ethnic minorities

100% of patients tested positive were racial and/or ethnic minorities



Antibody Detection

1,642 Patients have been tested

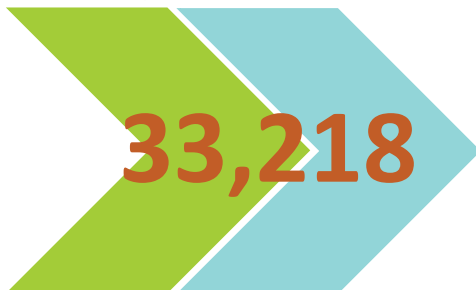
48 Patients have tested positive

99.88% of patients tested were racial and/or ethnic minorities

100% of patients tested positive were racial and/or ethnic minorities

SINCE APRIL 3RD¹

Total patients tested

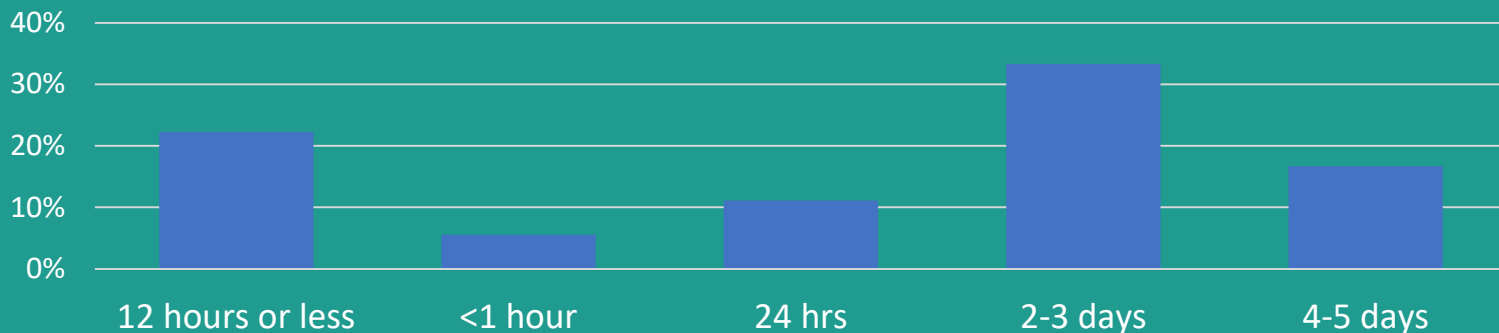


Total patients tested positive



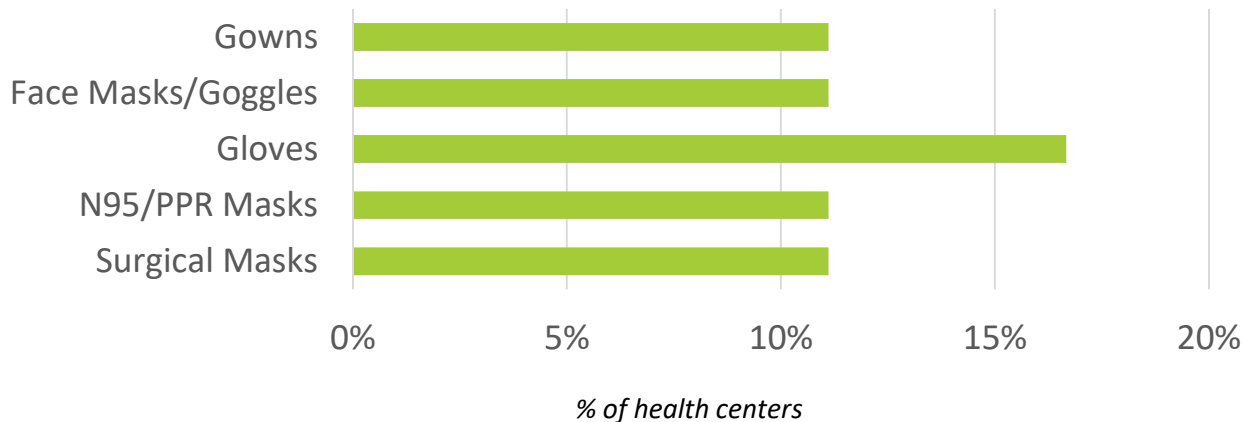
Turnaround Time for COVID-19 Test Results

% of health centers that experienced the following turnaround times for their patients' results



Health Centers' Access to Personal Protective Equipment (PPE) Improving, But Needs Remain

% of health centers that may run out of personal protective equipment (PPE) items after next week



COVID-19 Results in Extreme Challenges to Health Center Operations, Staffing, and Budgets. This Week:



48.33% of visits last week occurred virtually

0 health center sites temporarily closed due to COVID-19²




3.6% of health center staff are unable to report to work due to COVID-19



0 staff tested positive

Health center weekly visits are down to **74.72%** compared to pre-covid-19³



Source and Notes: Data presented in this fact sheet come from the Bureau of Primary Health Care, Health Resources and Services Administration, Health Center COVID-19 Survey collected on **June 19, 2020**. **18** of federally-funded health centers responded. Survey data are preliminary and do not reflect all health centers. Some duplication of patients tested from week to week may occur. For more information, please visit <https://bphc.hrsa.gov/emergency-response/coronavirus-healthcenter-data>.

1. Total reported refers to the number of respondents since the survey period starting on April 3, 2020.

2. Due to staff exposure, school closure, site/service closure, and other reasons.

3. Visits refers to all visits regardless of service type (e.g. medical, dental, behavioral health, etc.), including virtual visits; visits are at **67.75%** of average of weekly visits pre-COVID-19.