

Puerto Rico Health Centers' Response to COVID-19

April 24, 2020



The Health Resources and Services Administration (HRSA) is surveying health centers weekly to track their COVID-19 response and their patient and staff impacts. **82% (18)** of Puerto Rico health centers responded during this week. Their results present a snapshot of an unprecedented and evolving situation.

Health Centers are Rapidly Adapting to Meet Testing Needs in Their Communities



76.47%

have walk-up or drive-up testing capacity

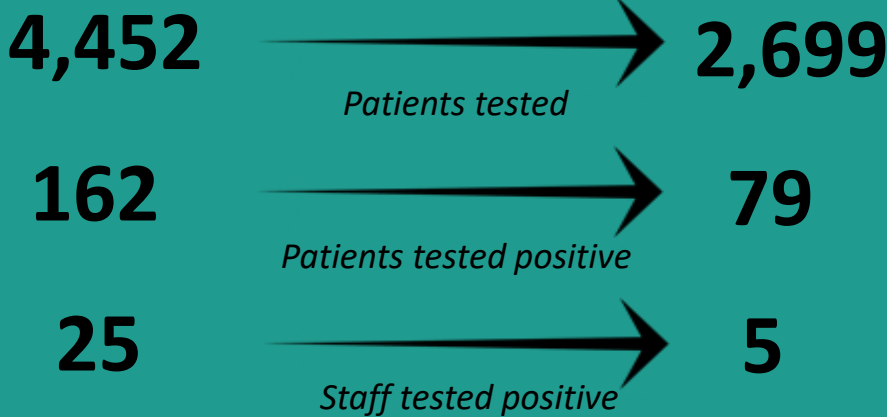
94.44%

have the ability to test



Total reported as of Jun 24, 2020¹

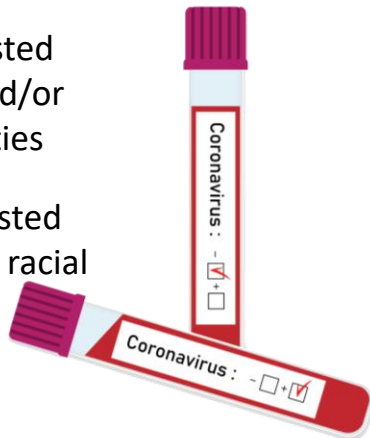
Increases since last week



In the past week:

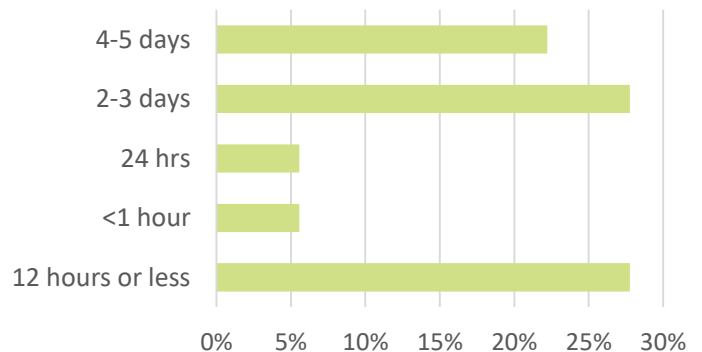
96.55% of patients tested were racial and/or ethnic minorities

91.14% of patients tested positive were racial and/or ethnic minorities



Turnaround Time for Test Results

% of health centers that experienced the following turnaround times for their patients' results

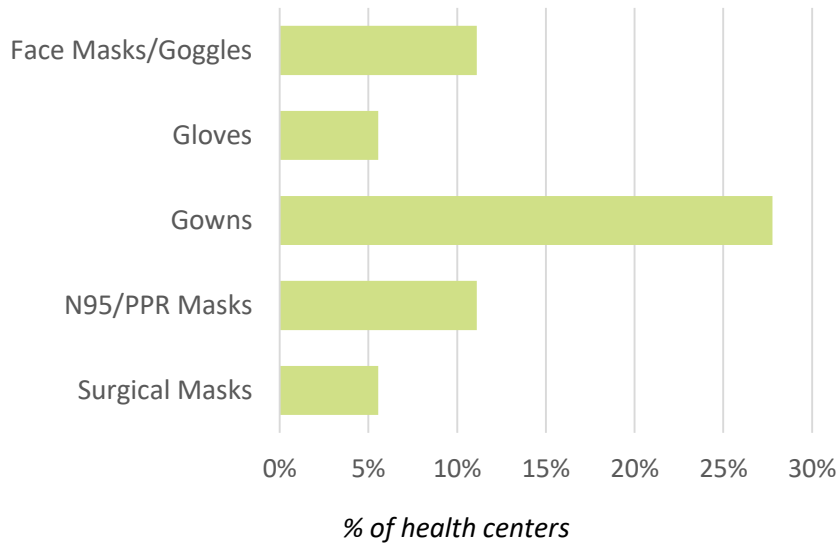


70% of visits last week occurred virtually



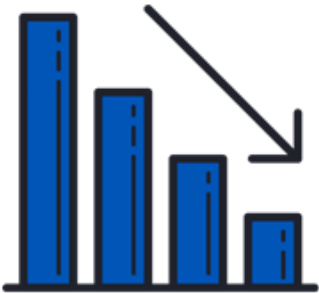
Health Centers' Access to Personal Protective Equipment (PPE) Improving, But Needs Remain

% of health centers that may run out of personal protective equipment (PPE) items after next week



COVID-19 Results in Extreme Challenges to Health Center Operations, Staffing, and Budgets. This Week

Health center weekly visits are down to **66.67 %²** compared to pre-covid-19



21.94% of health center staff are unable to report work due to COVID-19³



5 health center sites temporarily closed due to COVID-19



Source and Notes: Data presented in this fact sheet come from the Bureau of Primary Health Care, Health Resources and Services Administration, Health Center COVID-19 Survey collected on **April 24, 2020**. **20** of federally-funded health centers responded. Survey data are preliminary and do not reflect all health centers. Some duplication of patients tested from week to week may occur. For more information, please visit <https://bphc.hrsa.gov/emergency-response/coronavirus-healthcenter-data>.

1. Total reported refers to the number of respondents since the survey period starting on April 3, 2020.

2. Visits refers to all visits regardless of service type (e.g. medical, dental, behavioral health, etc.), including virtual visits; visits are at **66.67%** of average of weekly visits pre-COVID-19.

3. Due to staff exposure, school closure, site/service closure, and other reasons.

CONTACT ASOCIACION DE SALUD PRIMARIA DE PUERTO RICO, DCORDERO@SALUDPRIMARIAPR.ORG FOR MORE INFORMATION